



US00D662880S

(12) **United States Design Patent**  
**Scott et al.**

(10) **Patent No.:** **US D662,880 S**

(45) **Date of Patent:** **\*\* Jul. 3, 2012**

(54) **CONFIGURABLE LED DRIVER/DIMMER**

(75) Inventors: **Todd William Scott**, Waterloo (CA);  
**Steven Lyons**, Wallenstein (CA); **David**  
**Wainsworth Jansen**, Waterloo (CA);  
**David Tikkanen**, Waterloo (CA)

(73) Assignee: **Lumastream Canada ULC**, Calgary  
(CA)

(\*\*) Term: **14 Years**

(21) Appl. No.: **29/334,022**

(22) Filed: **Mar. 19, 2009**

(30) **Foreign Application Priority Data**

Sep. 23, 2008 (CA) ..... 127922  
Mar. 11, 2009 (CA) ..... 129957

(51) **LOC (9) Cl.** ..... **13-02**

(52) **U.S. Cl.** ..... **D13/110**

(58) **Field of Classification Search** ..... D13/110,  
D13/101, 103, 107, 123, 133, 146, 155, 199;  
307/150, 151; 320/112, 140, 143; 361/631,  
361/679, 695; 362/240, 244; 363/144, 146,  
363/147; 439/502; D26/113, 122, 138

See application file for complete search history.

(56) **References Cited**

**U.S. PATENT DOCUMENTS**

D287,848 S \* 1/1987 Keely et al. .... D13/110  
(Continued)

*Primary Examiner* — Derrick Holland

(74) *Attorney, Agent, or Firm* — Borden Ladner Gervais  
LLP; Jeffrey W. Wong


(57) **CLAIM**

The ornamental design for a configurable LED driver/dim-  
mer, as shown and described.

**DESCRIPTION**

FIG. 1 is a top view of a first variant of a configurable LED  
drive/dimmer;  
FIG. 2 is a right hand side view of the first variant;  
FIG. 3 is a bottom view of the first variant;  
FIG. 4 is a rear view of the first variant;  
FIG. 5 is a front view of the first variant;  
FIG. 6 is a top view of a second variant of a configurable LED  
drive/dimmer;  
FIG. 7 is a right hand side view of the second variant;  
FIG. 8 is a bottom view of the second variant;  
FIG. 9 is a rear view of the second variant;  
FIG. 10 is a front view of the second variant;  
FIG. 11 is a top view of a third variant of a configurable LED  
drive/dimmer;  
FIG. 12 is a right hand side view of the third variant;  
FIG. 13 is a bottom view of the third variant;  
FIG. 14 is a rear view of the third variant;  
FIG. 15 is a front view of the third variant  
FIG. 16 is a top view of a fourth variant of a configurable LED  
drive/dimmer;  
FIG. 17 is a right hand side view of the fourth variant;  
FIG. 18 is a bottom view of the fourth variant;  
FIG. 19 is a rear view of the fourth variant;  
FIG. 20 is a front view of the fourth variant;  
FIG. 21 is a top view of a fifth variant of a configurable LED  
drive/dimmer;  
FIG. 22 is a right hand side view of the fifth variant;  
FIG. 23 is a bottom view of the fifth variant;  
FIG. 24 is a rear view of the fifth variant;  
FIG. 25 is a front view of the fifth variant  
FIG. 26 is a top view of a sixth variant of a configurable LED  
drive/dimmer;  
FIG. 27 is a right hand side view of the sixth variant;  
FIG. 28 is a bottom view of the sixth variant;  
FIG. 29 is a rear view of the sixth variant; and,  
FIG. 30 is a front view of the sixth variant.

**1 Claim, 30 Drawing Sheets**



# US D662,880 S

Page 2

---

## U.S. PATENT DOCUMENTS

D356,996 S *	4/1995	Henderson et al. ....	D13/110	D494,538 S *	8/2004	Erskine .....	D13/110
D435,828 S *	1/2001	Chou .....	D13/110	7,159,997 B2 *	1/2007	Reo et al. ....	362/240
D437,288 S *	2/2001	Light .....	D13/110	D550,617 S *	9/2007	Wang .....	D13/110
D488,776 S *	4/2004	Su et al. ....	D13/110	2004/0246662 A1 *	12/2004	Thurk et al. ....	361/631
D491,523 S *	6/2004	Chi et al. ....	D13/110	2008/0018261 A1 *	1/2008	Kastner .....	315/192

\* cited by examiner




Figure 1




Figure 2




Figure 3

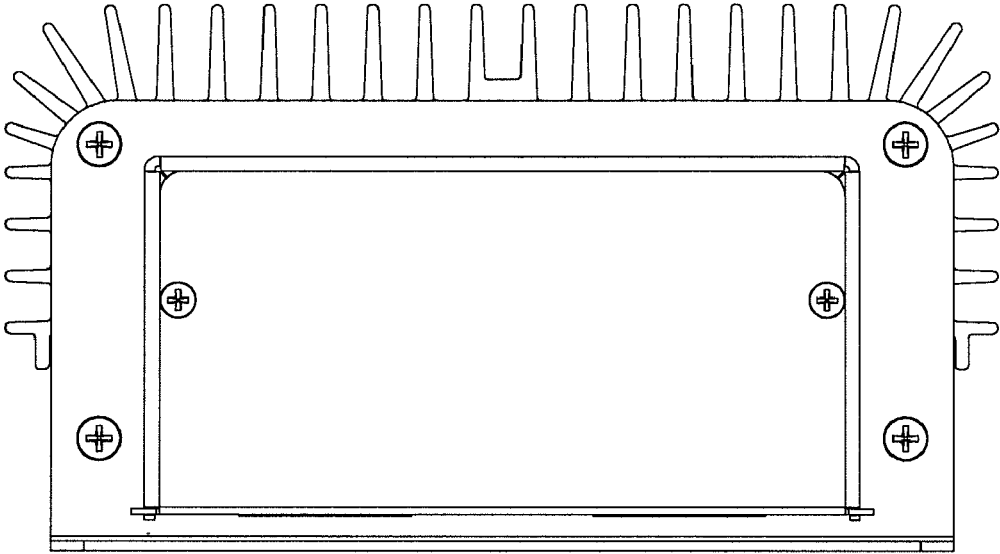


Figure 4

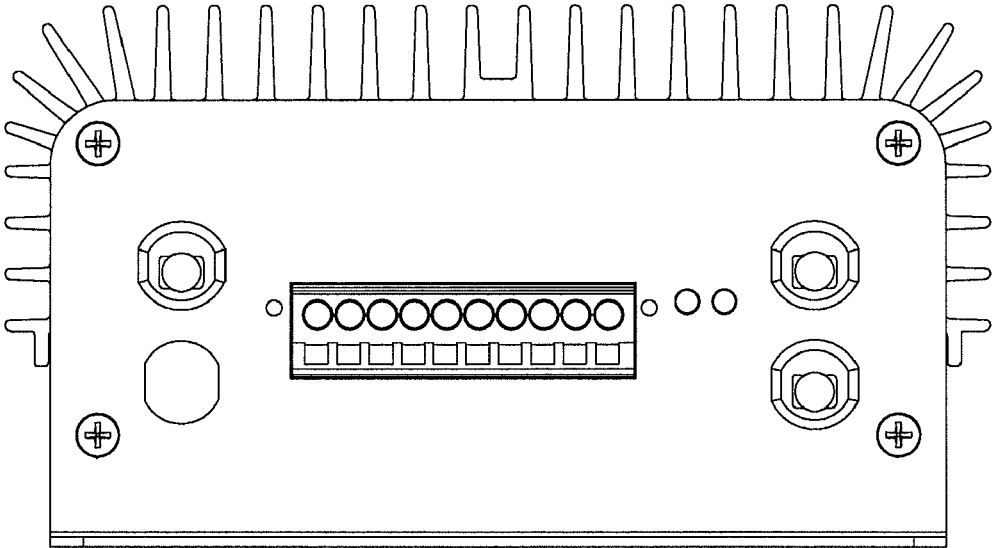


Figure 5




Figure 6






Figure 7




Figure 8




Figure 9

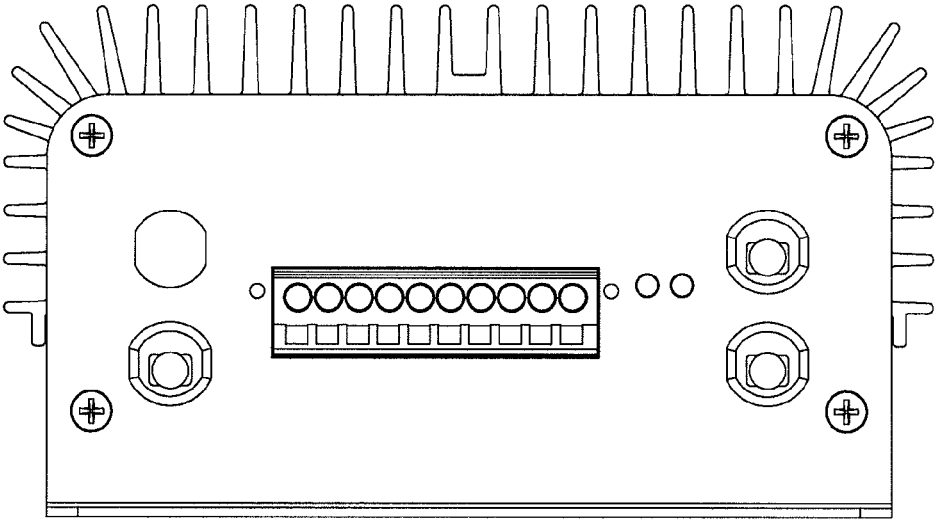


Figure 10




Figure 11




Figure 12




Figure 13




Figure 14



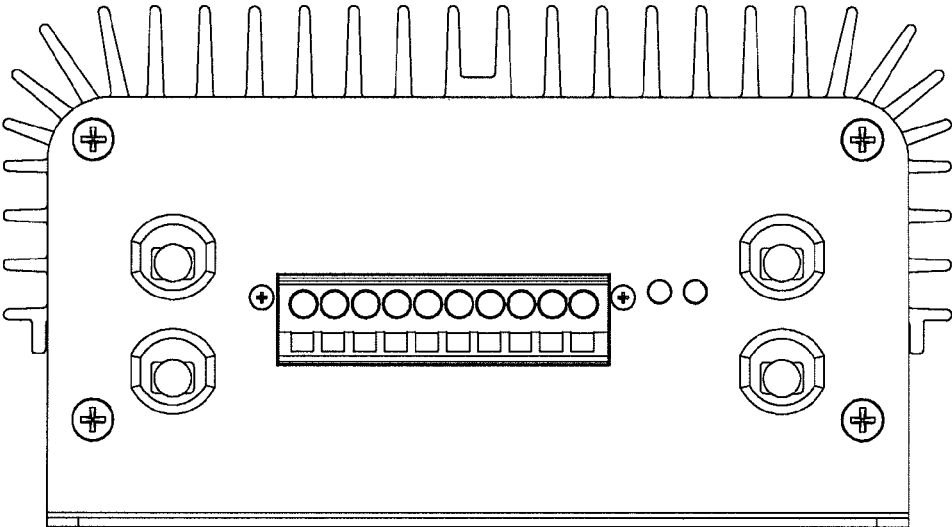


Figure 15




Figure 16




Figure 17




Figure 18




Figure 19

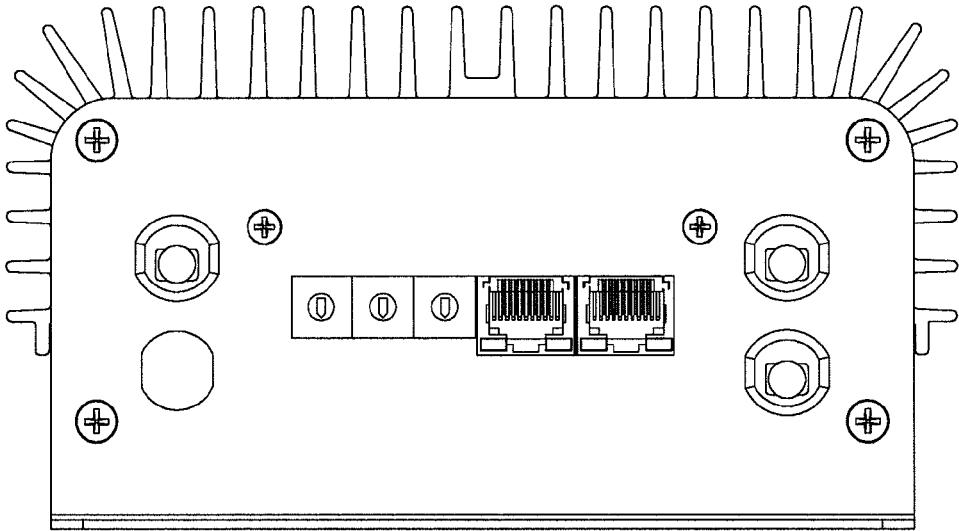


Figure 20




Figure 21




Figure 22






Figure 23

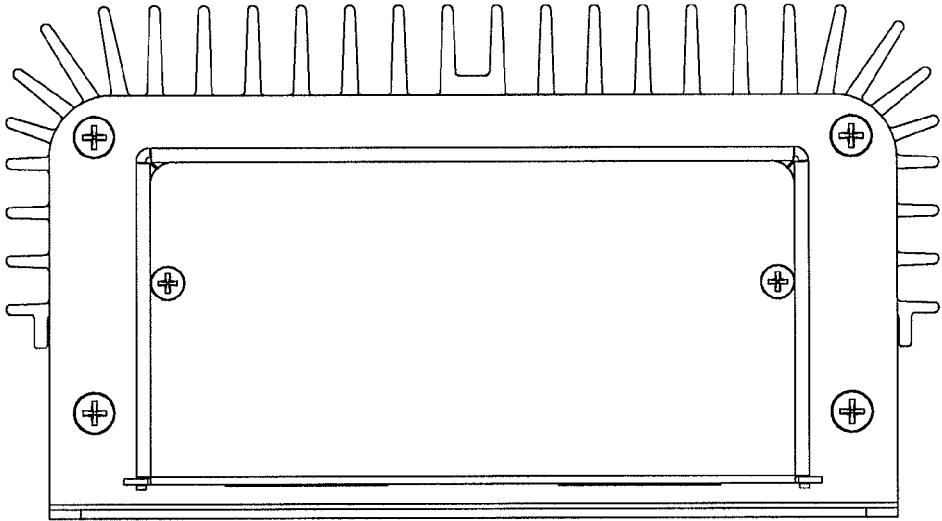


Figure 24

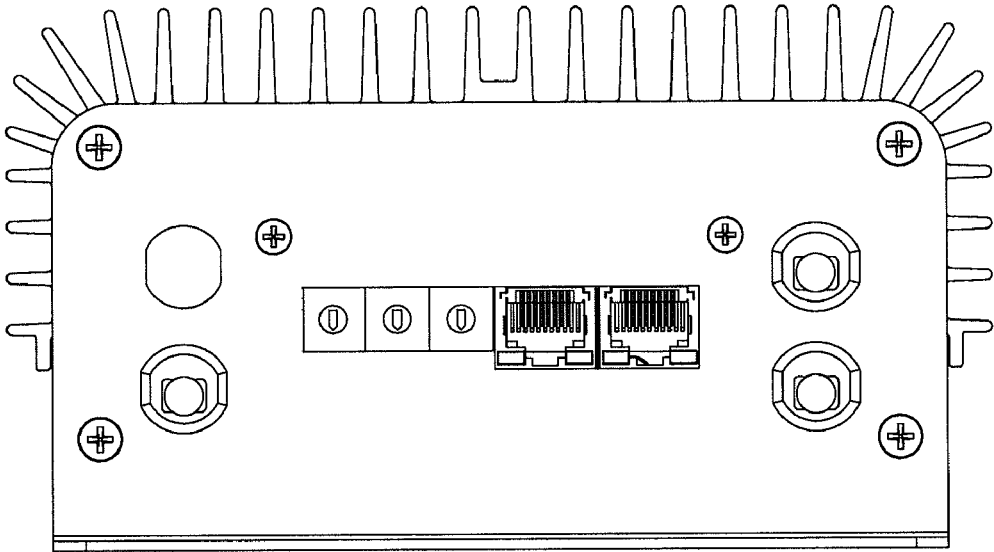


Figure 25




Figure 26




Figure 27




Figure 28




Figure 29

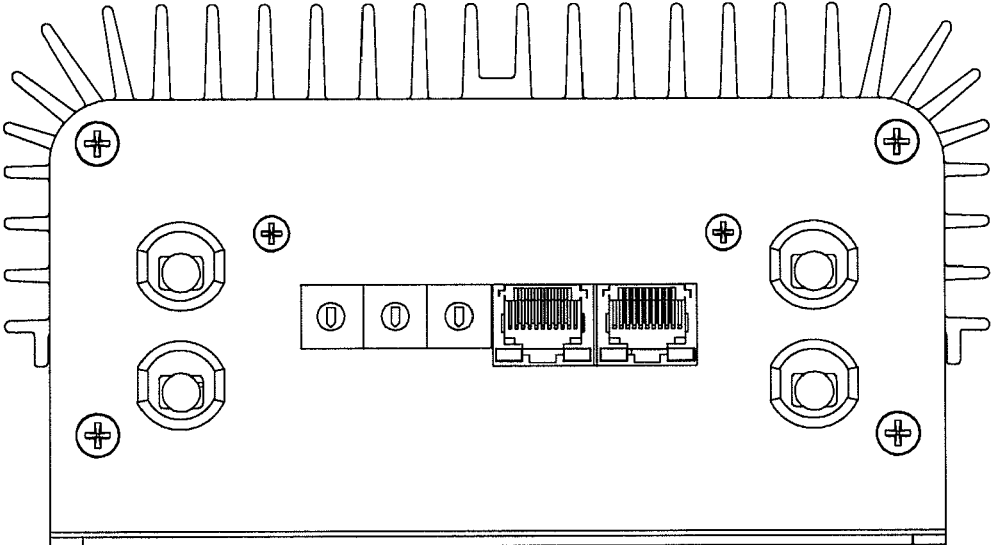


Figure 30