

Installation Instructions

ATTENTION

Fixture only to be connected to a constant current (C.C.) low-voltage power source with a maximum 700 mA, 24 volts. Connection to any other power source voids warranty.

Owner/User Responsibilities: It is the responsibility of the contractor, installer, buyer, owner and user to install, maintain and operate this luminaire in accordance with all laws, building codes, regulations and local Electrical Safety Authority requirements. This product is only to be installed by a qualified person.

Preparation

1. Shut off power at fuse box or circuit breaker before installation.
2. Turn off power before inspection or removal of LED light source.

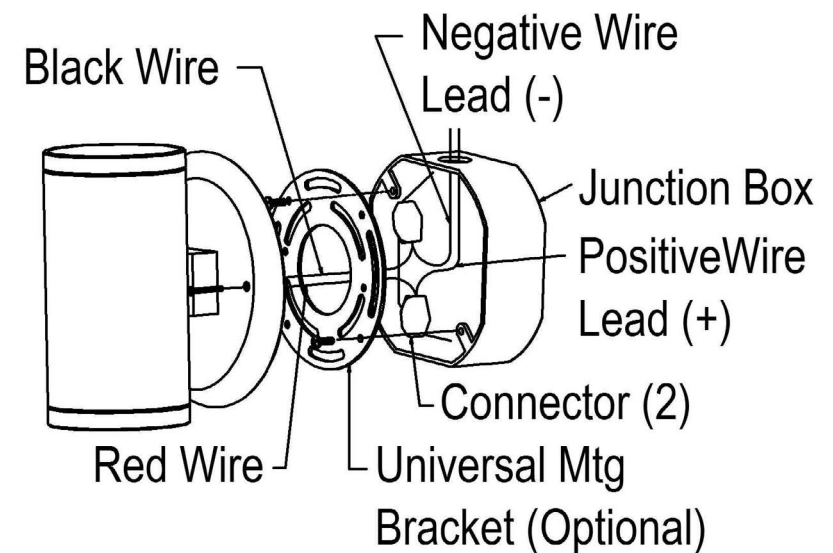
Installation

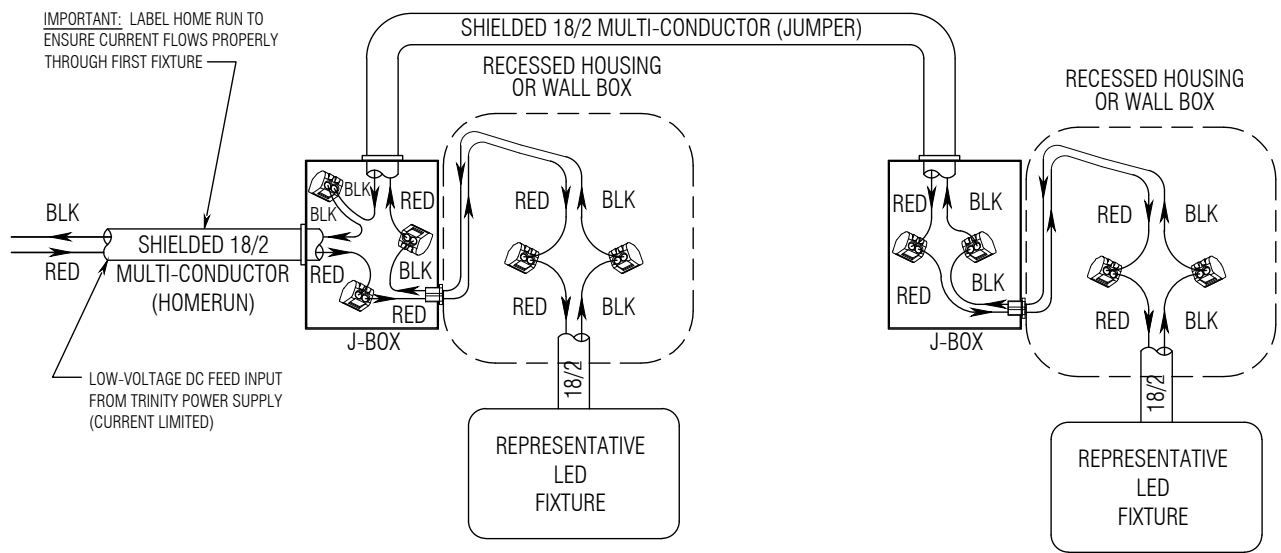
1. Before wiring fixture, assure that the canopy mounting holes align with the junction box mounting holes so that the light fixture is positioned correctly. If they do not align, use the universal mounting bracket with the junction box so that the light points in the desired direction.
2. Using either a wire nut or connector supplied with fixture, connect the black wire lead to the (-) black negative power wire. Connect the red to the (+) red positive lead. Ensure drain wire on incoming cable is cut or taped flush with jacket (see diagram on back) or otherwise insulate from ground.
3. Push wires into junction box and attach canopy to junction box using (2) #8-32 screws.
4. Turn power on to test fixture.

Care and Maintenance

Clean with soft, dry cloth. Do not use abrasives.

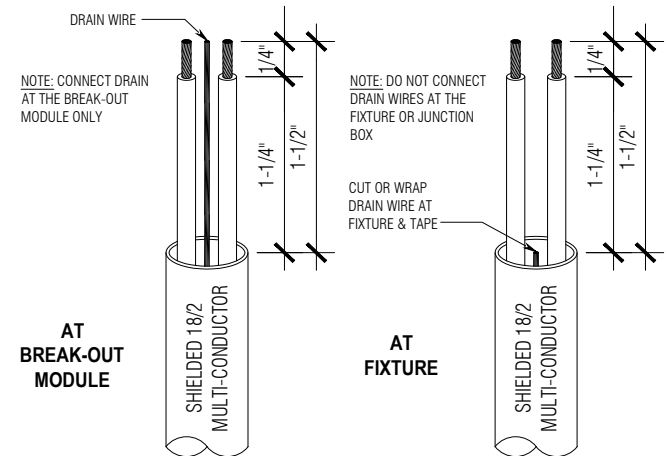
Image 1.)





(2) FIXTURE SERIES CONNECTION

NOTE DIRECTION OF CURRENT FOR SERIES CIRCUIT ➔



WIRE STRIPPING DIAGRAMS

AT FIXTURE & BREAK-OUT MODULE



For more information, please contact:
 +1 (727) 827-2805
 sales@lumastream.com

LumaStream, Inc. reserves the right to make changes without further notice to any products herein to improve reliability, function, or design. LumaStream does not assume any liability arising out of the application or use of any product described herein; neither does it convey any license under its patent rights, nor the rights of others.